

## STUDY REGARDING THE EVOLUTION OF THE TRADE BALANCE OF THE MEAT SECTOR AT NATIONAL AND LOCAL LEVEL

MARIN DIANA<sup>1\*</sup>, CIOLAC RAMONA<sup>1</sup>, IOSIM IASMINA<sup>1</sup>, MĂNESCU CAMELIA<sup>1</sup>,  
DINCU ANA MARIANA<sup>1</sup>, VĂDUVA LOREDANA<sup>1</sup>, PETROMAN CORNELIA<sup>1</sup>

<sup>1</sup>University of Life Sciences “King Mihai I”, Faculty of Management and Rural  
Tourism, Timisoara

\*Corresponding author’s e-mail: dianamarin@usvt.ro

**Abstract:** The national trade balance is represented by the net difference between the value of imports of goods and products and the one of exports of goods and products, in our case we are talking about meat and meat products manifested in a certain period of time, performing analyzes comparisons regarding the value of imports and exports of meat and edible products, vegetable and animal fats and oils, or meat and fish products at the national level, but also the comparison of the situation in this field in the period 2019-2021 of imports and exports of live animals and animal products, at the level of Timis County, and animal or vegetable fats or oils.

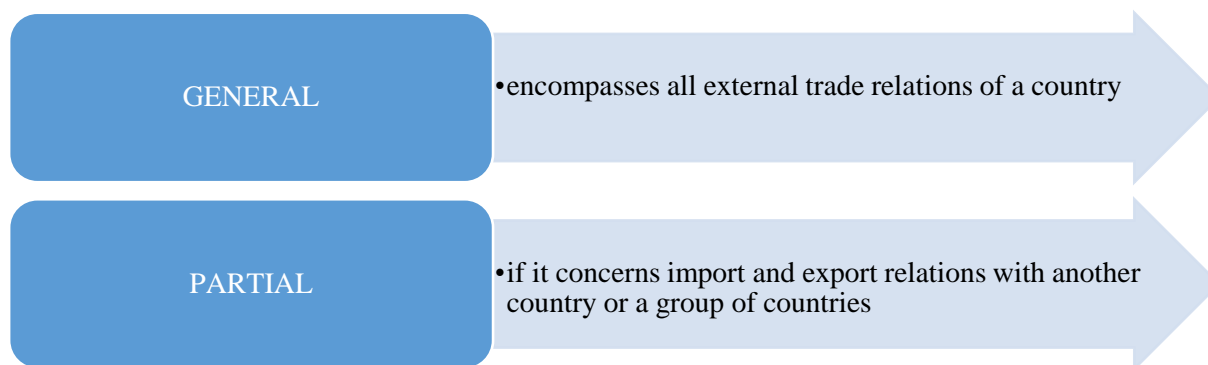
**Key words:** trade, meat, import, export.

### INTRODUCTION

Analysing what is meant by trade balance, we can define it as the net difference between the value of imports and the value of exports of goods at the level of a country, recorded in a given period of time [4,9,11].

When a country exports more than it imports, the trade balance is favourable and when imports predominate, the trade balance is unfavourable [1,6,8]. The trade balance should be seen in the context of a country's overall international economic position.

The trade balance can be broken down according to several points of view, so that by scope the trade balance can be (Figure 1.):

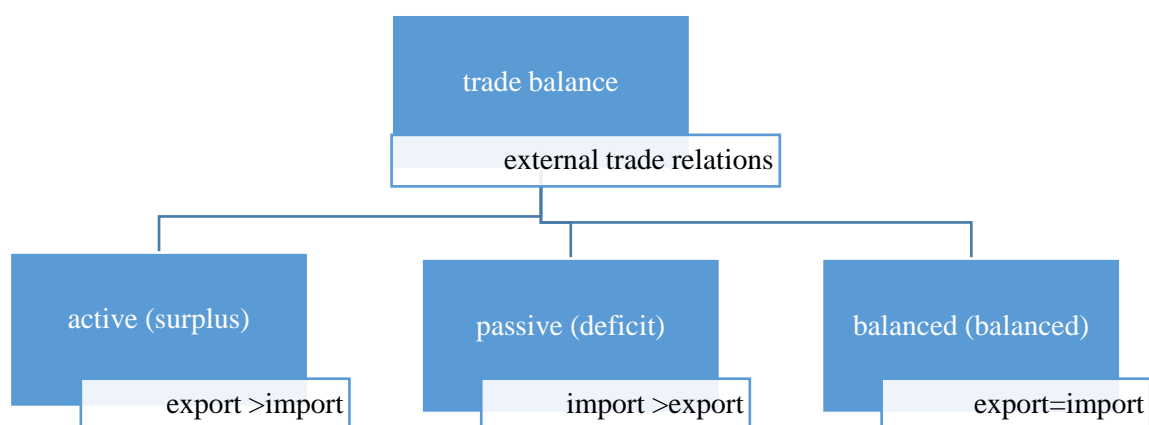


**Figure 1. Classification of trade balance according to the scope**

- general, when it includes all external trade relations of a country [2,5,7]
- partial, if it concerns import and export relations with another country or a group of countries [3,8,10].

Another point of view that could determine a classification of the trade balance would be the results of external trade relations, so we can find next (Figure 2):

- active (surplus) if exports exceeds imports,
- passive (deficit) if imports exceeds exports, and
- balanced (balanced) when they are equal.



**Figure 2. Classification of trade balance according to external trade performance**

The analysis of the trade balance must take into account the prices used and the price formation mechanism, as the trade balance is one of the most important parts of the external balance of payments [6,9,13].

### MATERIALS AND METHODS

The aim of this research was to determine the type of trade balance of meat and meat products that is recorded at national level and in Timis County, according to several objectives:

- carrying out comparative analyses 2020 versus 2021 regarding the values of imports and exports of meat and edible products, vegetable and animal fats and oils, or meat and fish products at national level
- carrying out comparative analyses between 2019 and 2021 of imports and exports of live animals and animal products at Timis County level and of animal or vegetable fats or oils.

The methods of economic analysis used in this scientific approach are based on the information published by the National Institute of Statistics for studies carried out at national level and from the Timis County Statistical Yearbook, in the case of analyses and interpretations of the trade balance during the period under investigation.

The aim of the studies was to find the most effective solutions for reorienting production to stimulate domestic consumption of meat and meat products from mammals and poultry, to stop importing and to stimulate meat exports.

### RESEARCH RESULTS

The national trade balance in general, and that of Timis County in particular, represents the net difference between the value of imports of goods and products and the value of exports of goods and products, in our case we are talking about meat and meat products, that occurred in a certain period of time.

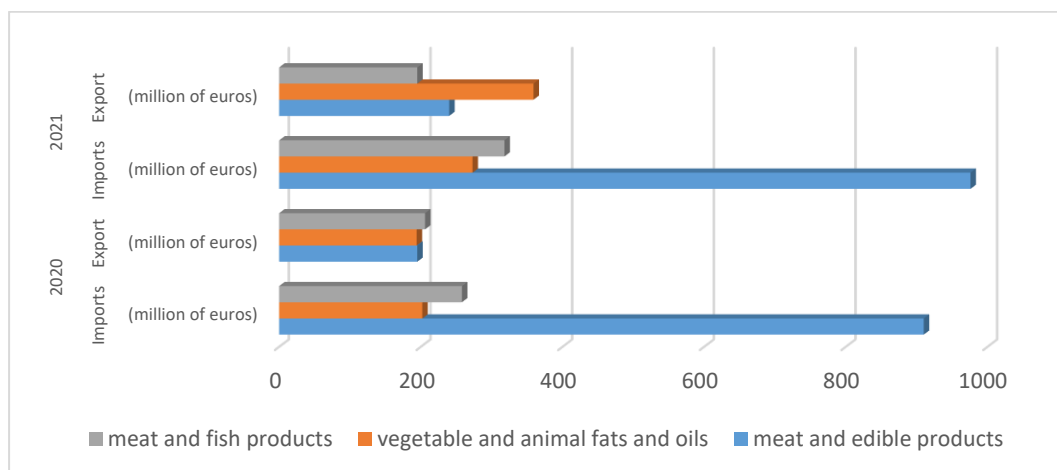
If more is exported than imported, the trade balance can be considered to be favourable, conversely if imports predominate the balance then it is unfavourable.

The first general objective was to carry out comparative analyses 2020 versus 2021 on the value of imports and exports of meat and edible products, vegetable and animal fats and oils, or meat and fish products at national level (Table 1 and Figure 3).

**Table 1.**

**Value of imports and exports to our country in the period 2020-2021  
(million of euros)**

	2020		2021	
	Imports (mil. €)	Export (mil. €)	Imports (mil. €)	Export (mil. €)
meat and edible products	910	195	976	240
vegetable and animal fats and oils	202	194	273	359
meat and fish products	258	206	318	195



**Figure 3. Value of imports and exports in our country in the period 2020-2021  
(million of euros)**

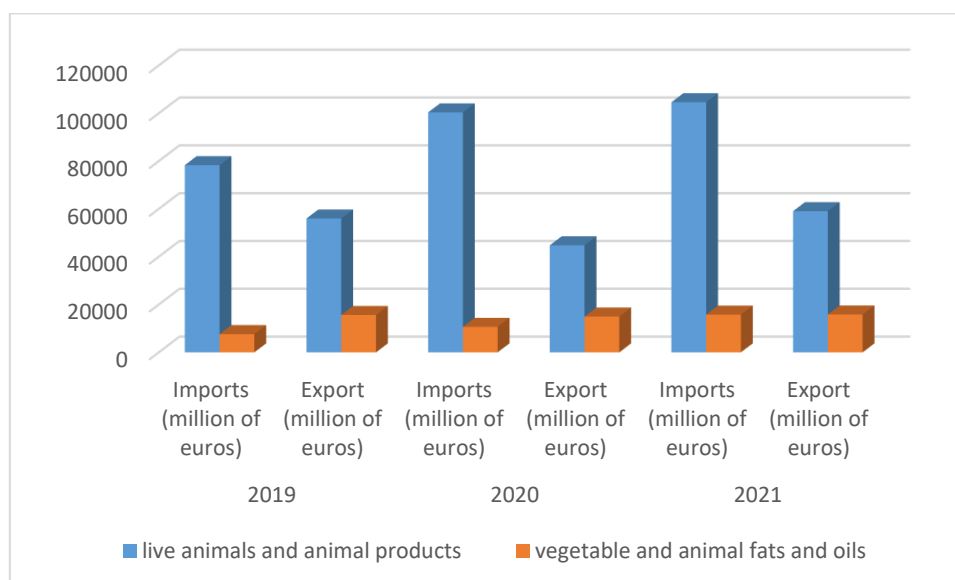
In the case of meat and edible products, we can state that the trade balance is unfavourable in both 2020 and 2021, regarding vegetable and animal fats and oils, a favourable trade balance can be spotted in both years analysed, while in the case of meat and fish products the trade balance is again unfavourable, i.e. the value of imports was higher than the value of exports.

As far as the situation of Timis County is concerned the import and export of live animals and animal products and animal or vegetable fats or oils, we have identified exports and imports expressed in thousands of euros over a period of three years (table 2 and figure 4.).

**Table 2.**

**Value of imports and exports in Timis in 2019-2021 (thousands of euros)**

	2019		2020		2021	
	Imports (mil. €)	Export (mil. €)	Imports (mil. €)	Export (mil. €)	Imports (mil. €)	Export (mil. €)
live animals and animal products	78303	55970	100373	44778	104621	59052
vegetable and animal fats and oils	7616	15616	10636	14977	15789	15824



**Figure 4. Value of imports and exports in Timis in 2019-2021 (thousands of euros)**

Analyzing the trade balance of Timis County from the point of view of live animals and animal products, it can be seen that the value of imports is much higher than that of exports, so we can say that the trade balance is not favorable. The situation is totally different in the case of animal and vegetable fats and oils, so that the value of exports made by producers in Timis County is much higher than that of imports, in this case the trade balance is favourable.

## CONCLUSIONS

From the analysis carried out at national and regional level, it can be stated that in Romania, in the case of meat and edible meat products from mammals and poultry, the trade balance is unfavourable both in the study year 2020 and for 2021, and in the case of fats, vegetable and animal oils, the trade balance is favourable in both years analysed, while in the case of meat and fish products, it is unfavourable, i.e. the value of imports was much higher than the value of exports.

At the level of Timis County, which has many resources for the processing industry, the trade balance in terms of live animals and animal products is not favourable, due to outbreaks of swine fever or avian influenza, while in the case of fats, animal and vegetable oils, the value of exports made by producers in Timis County is much higher than that of imports, in this case the trade balance is favourable for these production indicators for the area investigated.

Taking into account the potential of the county and its resources, measures are needed to stimulate the increase of mammal and poultry production, in order to boost exports and balance the trade balance.

## REFERENCES

- [1]. ALEXANDRI C., LUCIAN L., IONEL I., GRODEA M., 2017, The Possibility to Reach Meat Self-Sufficiency in Romania in the Long Term, Strategies for the AgriFood Sector and Rural Areas - Dilemmas of Development, 169–81.
- [2]. BICHESCU C., STANCIU S., 2018, Considerations on the Romanian International Trade with Agri - Food Products, Annals of Dunarea de Jos University of Galati 13 (August): 29–36.

- [3]. **CHIRAN A., GÂNDU ELENA**, 2005, Piața produselor agricole și agroalimentare în UE, Editura U.S.A.M.V. Iași.
- [4]. **DIACONESCU M.**, 2005, Marketing agroalimentar, Editura Uranus, București.
- [5]. **FOLTEAN F., LĂDAR L., (coord.)**, 2004, Marketing, Editura Mirton, Timișoara.
- [6]. **HURDUZEU G., IONEL I., LUCA L.**, 2009, Review of Agricultural and Food Trade România, București.
- [7]. **MANOLE V., STOIAN MIRELA**, 2003, Agromarketing, Ediția a II-a, Editura ASE, București.
- [8]. **MUNTEANU C., (coord.)**, 2008, Marketing: principii, practici, orizonturi, Editura Sedcom Libris, Iași
- [9]. **NEGRUȚ C.**, 2002, Politici agroalimentare comparate, Editura Solnes, Timișoara.
- [10]. **NICULAE I., COSTAICHE G.M.**, 2015, Study Regarding Romanian Meat Production and Trade, Agriculture and Agricultural Science Procedia, Conference Agriculture for Life, Life for Agriculture, 6 (1): 682–689.
- [11]. **PÂNZARU R.L., MEDELETE D.M.**, 2021, Some Considerations Regarding Meat Consumption in Romania (2014-2018), Scientific Papers Series Management, Economic Engineering in Agriculture and Rural Development, 21 (4): 403-408.
- [12]. **POGURSCHI E. N., MUNTEANU M., NICOLAE C.G., MARIN M.P., ZUGRAVU C.A.**, 2018, Rural-Urban Differences in Meat Consumption in Romania. Scientific Papers-Series D-Animal Science, 61 (2): 111–115.
- [13]. **POPESCU, A.**, 2013, Research on Consumer Behaviour on Bucharest Meat Market, Scientific Papers Series Management, Economic Engineering in Agriculture and Rural Development, 13 (1): 301-307.
- [14]. **SANDU M., MANTEA S.**, 2017, Study on the Meat Sector in the European Union. Scientific Papers-Series Management Economic Engineering in Agriculture and Rural Development 17 (1): 375–380.
- [15]. **ULIU DANIEL VALERIU, STAIC LUXITA GEORGIANA, VLADU MARIUS**, 2022, Studies on production, consumption and trade balance situation of meat in Romania, Scientific Papers Series Management, Economic Engineering in Agriculture and Rural Development Vol. 22, Issue 1, 2022
- [16]. \*\*\* [https://www.euroavocatura.ro/dictionar/335346/Balanta\\_comerciala](https://www.euroavocatura.ro/dictionar/335346/Balanta_comerciala)
- [17]. \*\*\* [https://agriculture.ec.europa.eu/system/files/2023-05/monitoring-agri-food-trade-jan2023\\_en.pdf](https://agriculture.ec.europa.eu/system/files/2023-05/monitoring-agri-food-trade-jan2023_en.pdf)